



**MINORITY, WOMEN-OWNED and EMERGING SMALL BUSINESS (MWESB)  
UTILIZATION AND EXPENDITURE SUMMARY REPORT  
PERIOD: July, 2014 thru September, 2014**

For the 1<sup>st</sup> Quarter of FY 2015, several construction projects (new buildings and/or renovations) have been completed and are currently occupied at all of the Campuses. Total contract value for all Campus Construction Bond Projects through September, 2014 was approximately \$159 million and overall 32% has been allocated to MWESB contractors, based on second tier contract reporting. The Bond Program's aspirational goal for MWESB utilization is 20% and the campuses have met or exceeded the goal. We have summarized each Campus's accomplishments in regards to the MWESB contracting opportunities and workforce hiring below.

The Bond Program utilization report is an accumulation of expenditures from the beginning of the Bond Program. The Campus numbers specified below are based on the information provided by CM/GCs:

- Cascade Campus: Hoffman Construction is the CM/GC. There are nine (9) projects included in the construction reporting. A total of 370 contracts were issued, of which 134 contracts were awarded to MWESB contractors. The projects overall achieved 21% apprenticeship hours, 23% minority/male hours and 3% minority/female hours. A total of \$10,535,174 (27%) has been awarded to MWESB contractors.

Hoffman Construction has partnered with Pacificmark Construction, an African American owned general contracting firm, on the Student Union. Pacificmark's contract total of \$6,610,065, is a First Tier contract for reporting purposes, and is not included in the overall MWESB percentage reported. If it were included, the Cascade projects MWESB total would be even more impressive. Additional MWESB firms with a contract award of over \$500,000 are: Affordable Electric, an African American owned firm, \$840,129; and Progressive Concrete, a Women-owned firm, \$867,804.

- Rock Creek Campus: Fortis Construction is the CM/CG. Thirteen (13) projects are included in the construction reporting. A total of 280 contracts were issued, of which 80 contracts awarded to MWESB contractors. The Rock Creek Campus projects currently have 27% apprenticeship hours, 17% minority/male hours and 1% minority/female hours. A contract total of \$8,108,858 (21%) was awarded to MWESB contractors.

Fortis Construction partnered/mentored with Faison Construction (an African American general contracting firm) to complete projects in Building 1, Building 2 (Phase 2) and Building 7 for a total of \$809,275. Additional MWESB firms working on Rock Creek Campus projects with a contracted amount of over \$500,000 for Building 5 include: Parrish Excavating Inc., a women-owned firm, \$554,463; Turtle Mt Construction Co, a Native American firm, \$572,723; Zavala Construction, a Hispanic firm, \$854,806; and, West Side Iron Inc, a Hispanic firm, \$1,429,664. In addition, Carr Construction, an African American firm, was awarded a contract of \$828,153 for the Building 7 project.

- Southeast Center: O’Neill/Walsh Community Builders (OWCB) is the CM/CG. Five (5) projects are included in the construction reporting. A total of 214 contracts were issued, of which 89 contracts were awarded to MWESB contractors. Southeast Campus projects currently have 21% apprentice hours, with 23% minority/male hours and 3% female/minority hours. A contract total of \$24,922,197 (37 %) was awarded to MWESB contractors.

Walsh Construction and O’Neill Electric, an African American owned electrical/general contracting firm, partnered to form OWCB for the Southeast Campus project. O’Neill Electric has been the prime contractor on the German American Society renovation, Mt. Tabor renovations and North Parking lot (UHaul) expansion projects with a contract amount of \$4,183,931. Inline Construction, an Asian American owned general contracting firm, partnered with OWCB as the prime contractor for Learning Commons project with a contract amount of \$10,353,708. General Sheet Metal, a women-owned firm, was awarded a contract amount of \$660,310 for the Learning Commons, and \$845,121 for the Library project.

- Sylvania Campus: Howard S. Wright is the CM/GC. Eleven (11) projects are included in the construction reporting. A total 310 contracts were issued, of which 98 contracts were awarded to MWESB contractors. Sylvania projects have 18% reported apprenticeship hours, 12% were male/minority and 1% female minority hours. The total is below the target apprenticeship hours due to the amount of renovation projects that fell below the apprenticeship thresholds. A total amount of \$7,673,329 (21%) was awarded to MWESB contractors.

MWESB firms working on Sylvania Campus projects with an awarded contract amount of over \$500,000 include: General Sheet Metal, a women-owned firm, \$675,873, CC Building E6 project, and \$601,393, HT Air Handler remodel; and Structural 21, LLC, a Native American owned firm, \$671,489, CC Building Seismic project.

PCC Bond Program sponsored (including project display booth) the following MWESB outreach events in FY 14:

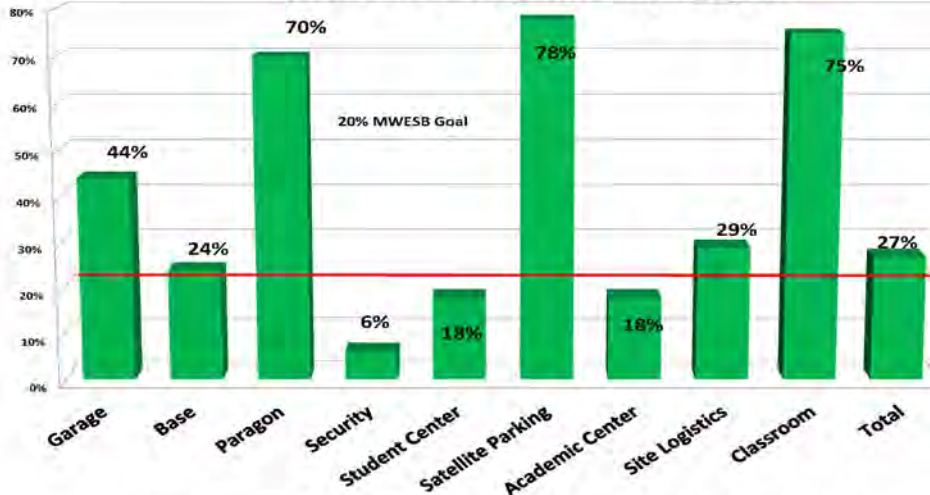
- October 30, 2014: Hispanic Employment Career Trade Fair
- May 9 – 10, 2014: 2014 Women in Trades Career Fair
- May 8, 2014: Oregon Association of Minority Entrepreneur's 2014 Trade Show Event
- April 30, 2014: Governor's Marketplace Conference 2014
- April 23, 2014: Hispanic Chamber Networking Event
- April 3, 2014: BestHQ 4<sup>th</sup> Annual West Business Expo

PCC continuously supports and have been an active member of the following organizations:

- 1) Oregon Association of Minority Entrepreneurs (OAME)
- 2) National Association of Minority Contractors, Oregon (NAMCO)
- 3) Business Diversity Institute (BDI) and Best HQ west
- 4) Oregon Native American Chamber, Hispanic Chambers and Philippine Chambers

# September 2014 Cascade Campus Diversity Dashboard

### MWESB Participation by Project



Overall MWESB Participation Based Upon Total Contract Value is 27%.

Chart represents awarded MWESB subcontracts by Project and Overall GMP.

### MWESB Participation by Certification

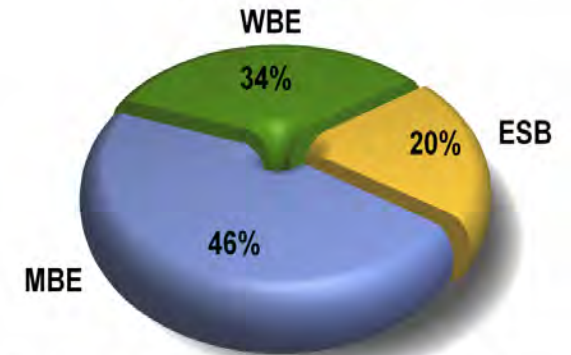
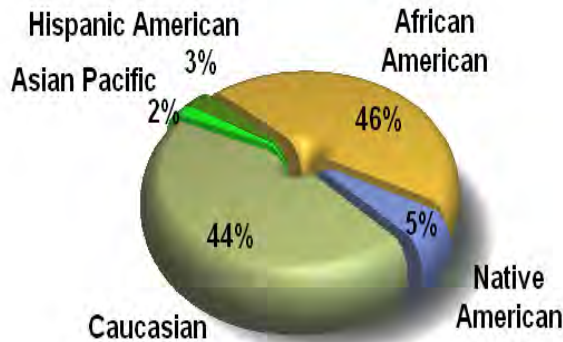


Chart represents breakdown of 27% MWESB participation. Of 370 total contracts, 134 are MWESB and 236 are Non-MWESB.

### MWESB Firm Ethnicity



Data collected from required project forms.  
Ethnicity of MWESB contracts

### Apprenticeship by Trade

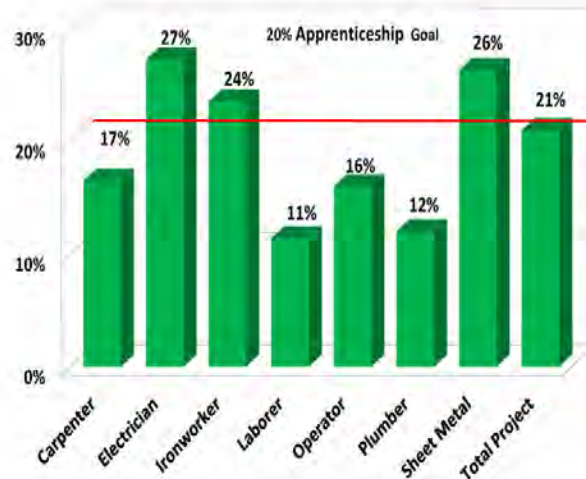


Chart represents Total Apprenticeship achieved to date by trade.  
Overall Apprenticeship is 21%.

### Minority Workforce

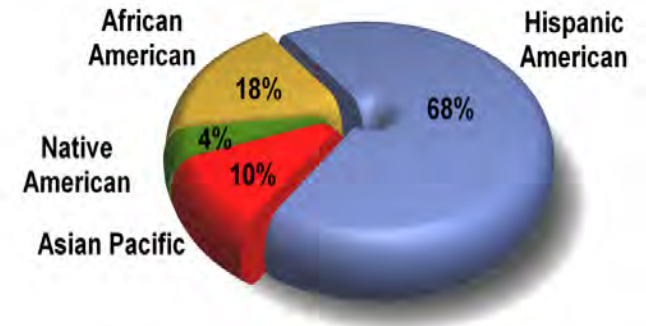
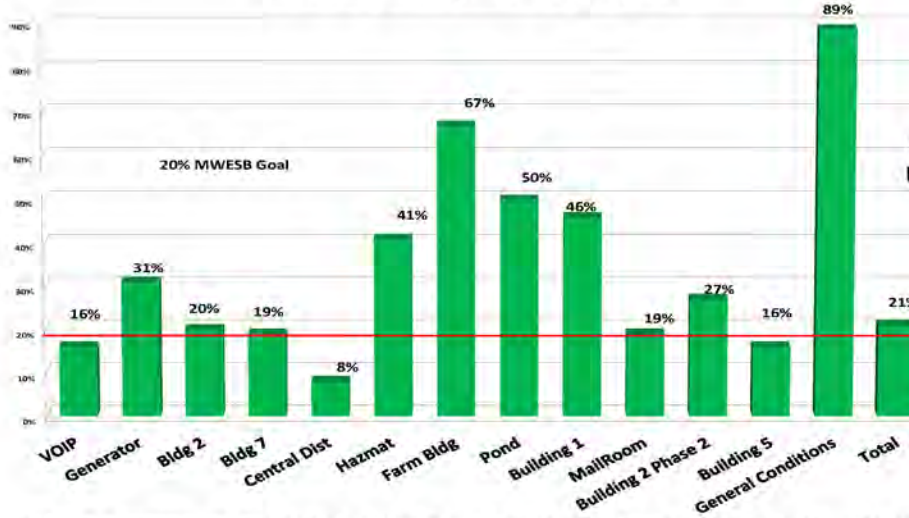


Chart represents Total Workforce Ethnicity. Of the 183,321 total hours worked, 23% were worked by Minorities and 3% by Females.

# September 2014 Rock Creek Campus Diversity Dashboard

**MWESB Participation by Project**



**Overall MWESB Participation Based Upon Total Contract Value is 21%**

**MWESB Participation by Certification**

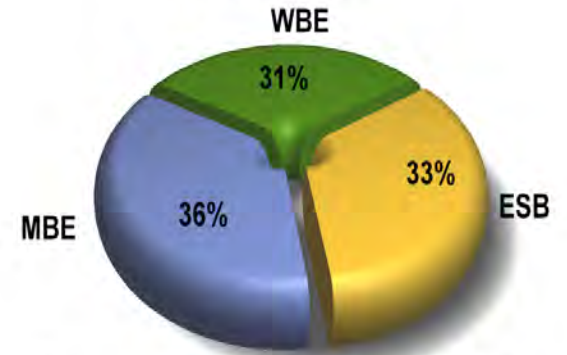
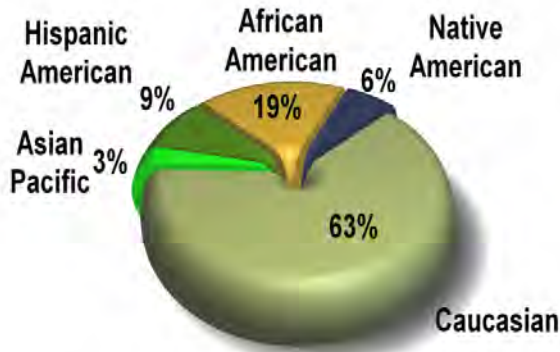


Chart represents breakdown of 21% MWESB participation. Of 280 total contracts, 80 are MWESB and 200 are Non-MWESB.

Chart represents awarded MWESB subcontracts by Project and Overall GMP

**MWESB Firm Ethnicity**



Data collected from required project forms.  
Ethnicity of MWESB contracts

**Apprenticeship by Trade**

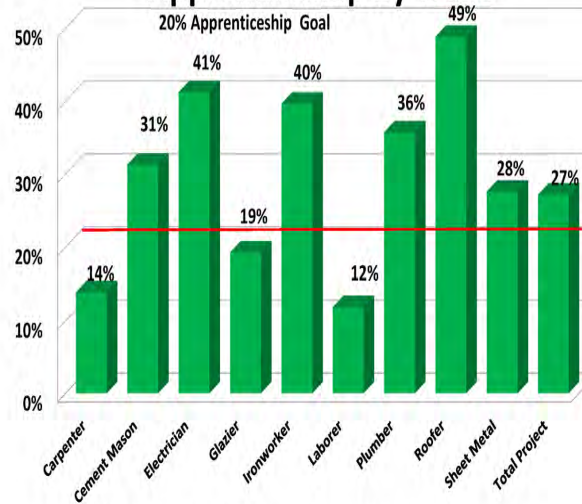


Chart represents Total Apprenticeship achieved to date by trade.  
Overall Apprenticeship is 27%.

**Minority Workforce**

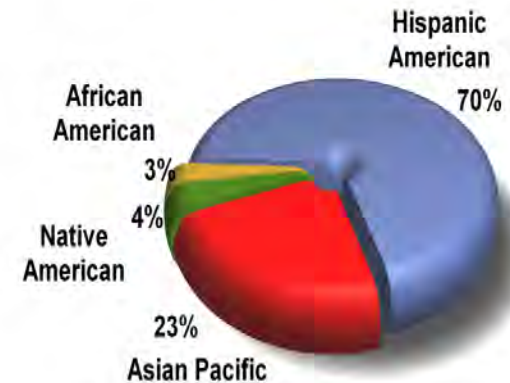


Chart represents Total Workforce Ethnicity. Of the 57,668 total hours worked, 17% were worked by Minorities and 1% by Females.

# September 2014 Southeast Campus Diversity Dashboard

**MWESB Participation by Project**

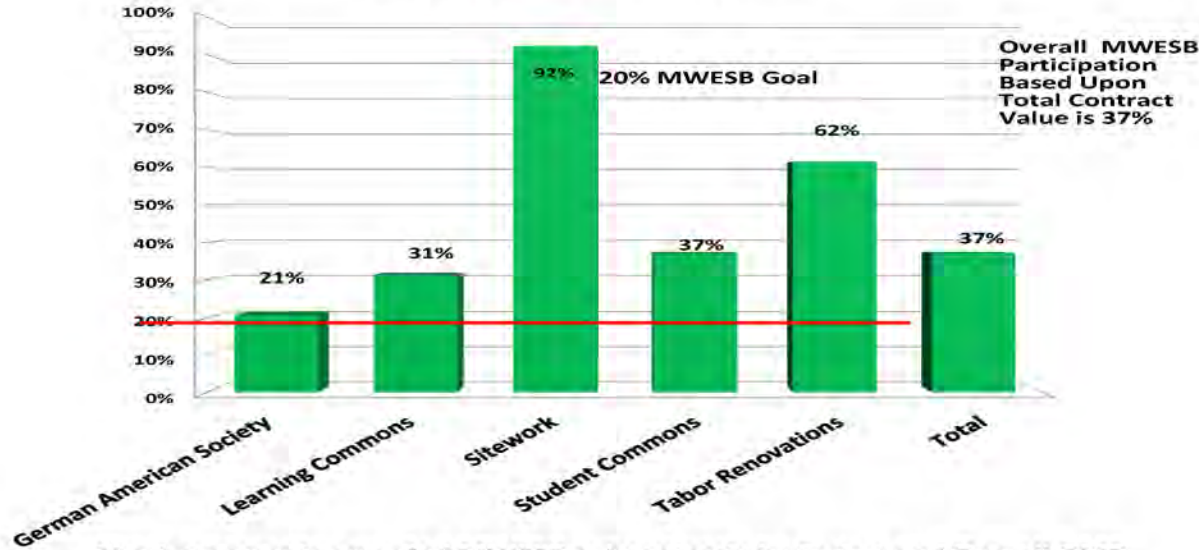


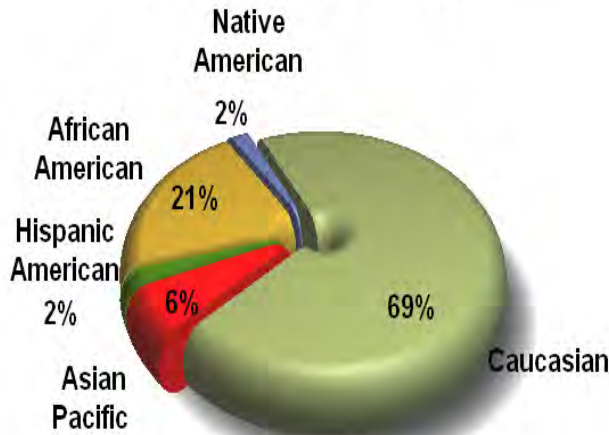
Chart represents awarded MWESB subcontracts by Project and Overall GMP

**MWESB Participation by Certification**



Chart represents breakdown of 37% MWESB participation. Of 214 total contracts, 89 are MWESB and 125 are Non-MWESB.

**MWESB Firm Ethnicity**



Data collected from required project forms. Ethnicity of MWESB Contracts

**Apprenticeship by Trade**

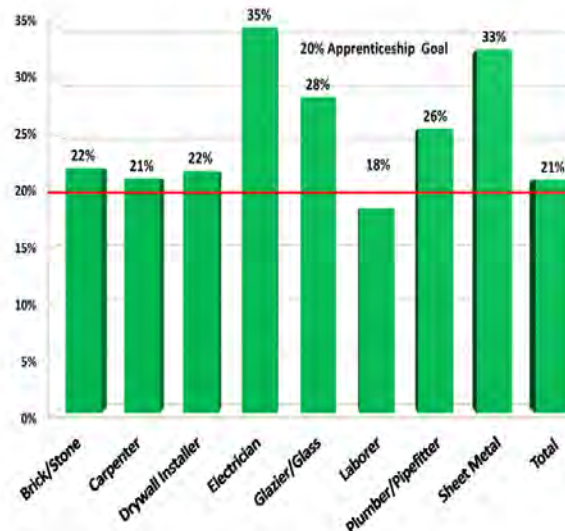


Chart represents Total Apprenticeship achieved to date by trade. Overall Apprenticeship is 21%

**Minority Workforce**

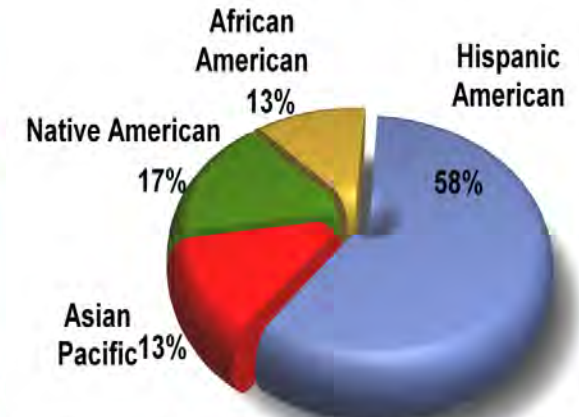
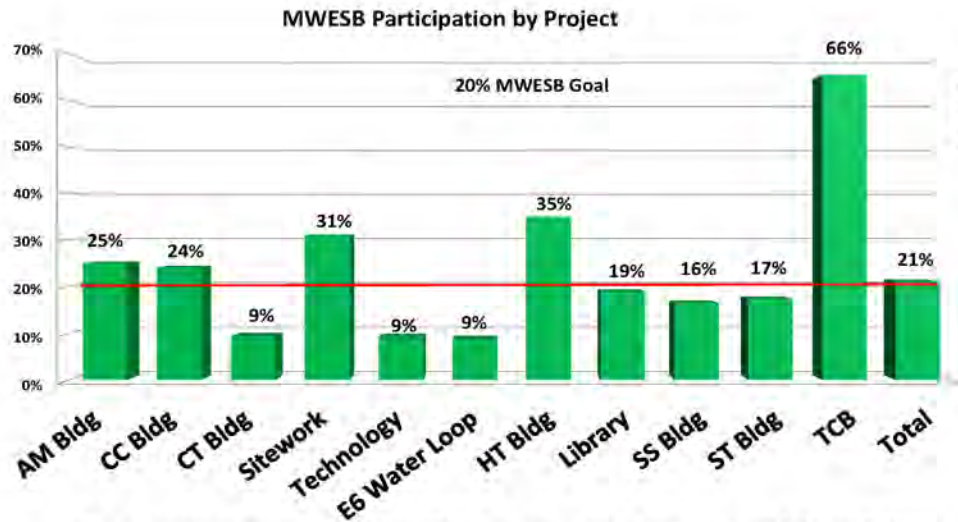


Chart represents Total Workforce Ethnicity. Of the 94,776 total hours worked, 23% were worked by Minorities and 3% by Females.

# September 2014 Sylvania Campus Diversity Dashboard

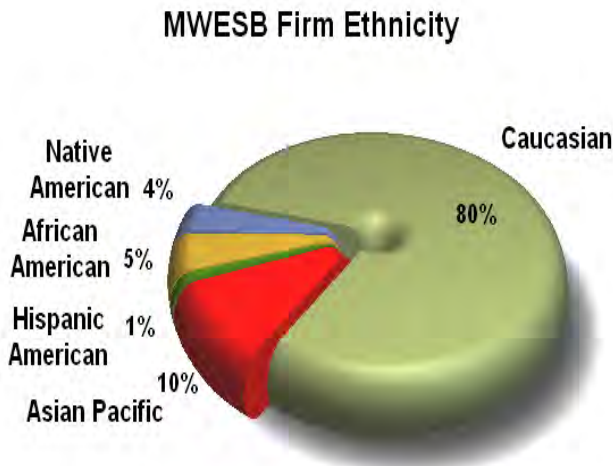


Overall MWESB Participation Based Upon Total Contract Value is 21%.

Chart represents awarded MWESB subcontracts by Project and Overall GMP.



Chart represents breakdown of 21% MWESB participation. Of 310 total contracts, 98 are MWESB and 119 are Non-MWESB.



Data collected from required project forms.  
Ethnicity of MWESB Contracts

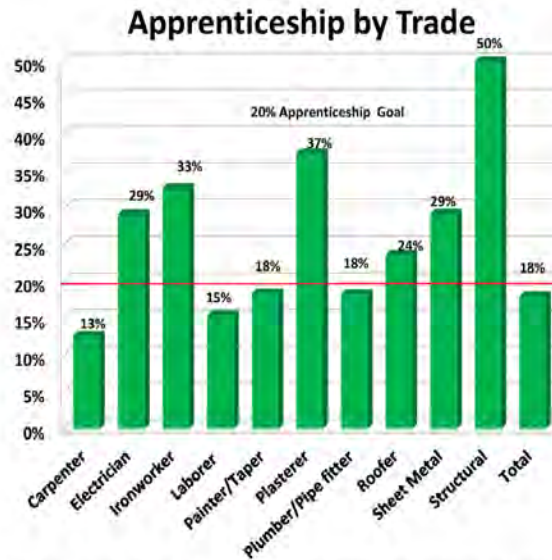


Chart represents Total Apprenticeship achieved to date by trade.  
Overall Apprenticeship is 18%.

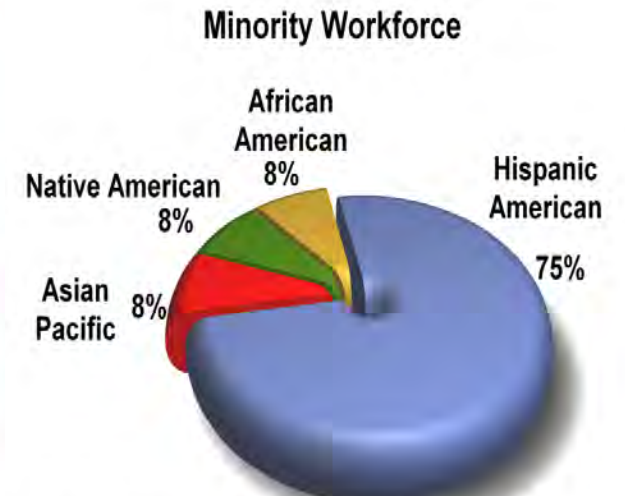


Chart represents Total Workforce Ethnicity. Of the 87,940 total hours worked, 12% were worked by Minorities and 1% by Females.